

























# 36 200m Freestyle Men Final

Official

Total

Rank	Competitor	Age	Club	RT	PTS	Result
1	Lewis Clareburt	26	Club 37	0.69		1:43.39 Entry: 1:47.02 <b>-3.63</b>
	25m: 11.44 50m: 24.23 (12.79) 75m: 37.13 (12.90) 100m: 50.16 (13.03) 125m: 1:03.45 (13.29) 150m: 1:16.70 (13.25) 175m: 1:30.16 (13.46) 200m: 1:43.39 (13.23)					
2	Cameron Gray	22	United Swimming Club	0.67		1:44.68 Entry: 1:48.41 <b>-3.73</b>
	25m: 11.11 50m: 23.79 (12.68) 75m: 36.85 (13.06) 100m: 49.97 (13.12) 125m: 1:03.39 (13.42) 150m: 1:17.09 (13.70) 175m: 1:31.11 (14.02) 200m: 1:44.68 (13.57)					
3	Kevin Zhang	18	Roskill Swimming Club	0.65		1:47.80 Entry: 1:46.85 <b>+0.95</b>
	25m: 11.67 50m: 24.76 (13.09) 75m: 38.17 (13.41) 100m: 51.83 (13.66) 125m: 1:05.54 (13.71) 150m: 1:19.69 (14.15) 175m: 1:34.10 (14.41) 200m: 1:47.80 (13.70)					
3	Oscar Kreuzberger (V)	18	Swimming New South Wales Aus	0.70		1:47.77 Entry: 1:48.36 <b>-0.59</b>
	25m: 11.95 50m: 25.48 (13.53) 75m: 38.97 (13.49) 100m: 52.61 (13.64) 125m: 1:06.19 (13.58) 150m: 1:19.93 (13.74) 175m: 1:33.84 (13.91) 200m: 1:47.77 (13.93)					
5	Louis Clark	24	North Shore Swimming Club	0.71		1:48.03 Entry: 1:49.85 <b>-1.82</b>
	25m: 12.03 50m: 25.61 (13.58) 75m: 39.21 (13.60) 100m: 52.97 (13.76) 125m: 1:06.75 (13.78) 150m: 1:20.83 (14.08) 175m: 1:34.64 (13.81) 200m: 1:48.03 (13.39)					
6	Sam Brown	21	Coast Swimming Club	0.72		1:48.31 Entry: 1:49.39 <b>-1.08</b>
	25m: 11.86 50m: 25.32 (13.46) 75m: 38.72 (13.40) 100m: 52.49 (13.77) 125m: 1:06.18 (13.69) 150m: 1:20.37 (14.19) 175m: 1:34.41 (14.04) 200m: 1:48.31 (13.90)					
7	Brendan Visser	19	Coast Swimming Club	0.69		1:48.38 Entry: 1:48.59 <b>-0.21</b>
	25m: 11.60 50m: 24.71 (13.11) 75m: 38.29 (13.58) 100m: 52.06 (13.77) 125m: 1:06.06 (14.00) 150m: 1:20.39 (14.33) 175m: 1:34.57 (14.18) 200m: 1:48.38 (13.81)					
8	Igor Russanov	18	Coast Swimming Club	0.69		1:48.58 Entry: 1:49.16 <b>-0.58</b>
	25m: 11.77 50m: 24.95 (13.18) 75m: 38.54 (13.59) 100m: 52.31 (13.77) 125m: 1:06.05 (13.74) 150m: 1:20.08 (14.03) 175m: 1:34.49 (14.41) 200m: 1:48.58 (14.09)					
9	Luke Higgs (V)	17	Swimming New South Wales Aus	0.69		1:49.04 Entry: 1:49.34 <b>-0.30</b>
	25m: 12.42 50m: 26.00 (13.58) 75m: 40.02 (14.02) 100m: 53.99 (13.97) 125m: 1:07.67 (13.68) 150m: 1:21.53 (13.86) 175m: 1:35.48 (13.95) 200m: 1:49.04 (13.56)					
10	Larn Hamblin-Ough	19	Coast Swimming Club	0.75		1:54.42 Entry: 1:49.50 <b>+4.92</b>
	25m: 12.19 50m: 25.84 (13.65) 75m: 40.06 (14.22) 100m: 54.82 (14.76) 125m: 1:09.49 (14.67) 150m: 1:24.76 (15.27) 175m: 1:39.68 (14.92) 200m: 1:54.42 (14.74)					
11	Ryan Peck	19	Club 37	0.66		1:49.58 Entry: 1:49.96 <b>-0.38</b>
	25m: 11.87 50m: 25.00 (13.13) 75m: 38.52 (13.52) 100m: 52.40 (13.88) 125m: 1:06.42 (14.02) 150m: 1:20.89 (14.47) 175m: 1:35.43 (14.54) 200m: 1:49.58 (14.15)					
12	Orlando Hardie	17	Hamilton Aquatics	0.66		1:51.31 Entry: 1:51.93 <b>-0.62</b>
	25m: 11.56 50m: 24.81 (13.25) 75m: 38.68 (13.87) 100m: 52.96 (14.28) 125m: 1:07.58 (14.62) 150m: 1:22.24 (14.66) 175m: 1:37.17 (14.93) 200m: 1:51.31 (14.14)					
13	Luke Jackson	18	North Shore Swimming Club	0.73		1:52.68 Entry: 1:53.31 <b>-0.63</b>
	25m: 12.26 50m: 25.71 (13.45) 75m: 39.69 (13.98) 100m: 54.01 (14.32) 125m: 1:08.52 (14.51) 150m: 1:23.33 (14.81) 175m: 1:38.35 (15.02) 200m: 1:52.68 (14.33)					
14	Neo Ulrich	17	St Paul's Swimming Club	0.75		1:53.60 Entry: 1:55.18 <b>-1.58</b>
	25m: 12.22 50m: 26.12 (13.90) 75m: 40.45 (14.33) 100m: 54.91 (14.46) 125m: 1:09.46 (14.55) 150m: 1:24.28 (14.82) 175m: 1:39.11 (14.83) 200m: 1:53.60 (14.49)					
15	Corben Powell (V)	19	South Australia	0.65		1:53.65 Entry: 1:54.19 <b>-0.54</b>
	25m: 12.87 50m: 27.06 (14.19) 75m: 41.39 (14.33) 100m: 55.98 (14.59) 125m: 1:10.64 (14.66) 150m: 1:25.38 (14.74) 175m: 1:39.92 (14.54) 200m: 1:53.65 (13.73)					
16	Charlie Dickison	15	Nga Tai Tuatea a Taraika Swimm	0.68		1:53.92 Entry: 1:53.43 <b>+0.49</b>
	25m: 12.38 50m: 26.22 (13.84) 75m: 40.44 (14.22) 100m: 55.18 (14.74) 125m: 1:09.76 (14.58) 150m: 1:24.73 (14.97) 175m: 1:39.62 (14.89) 200m: 1:53.92 (14.30)					
17	William Ison (V)	14	Nepean Swim Club NSW	0.81		1:54.94 Entry: 1:54.84 <b>+0.10</b>
	25m: 12.91 50m: 26.97 (14.06) 75m: 41.58 (14.61) 100m: 56.35 (14.77) 125m: 1:10.98 (14.63) 150m: 1:26.06 (15.08) 175m: 1:40.84 (14.78) 200m: 1:54.94 (14.10)					
18	Liam Curling	16	Coast Swimming Club	0.65		1:55.01 Entry: 1:53.16 <b>+1.85</b>
	25m: 11.89 50m: 25.14 (13.25) 75m: 39.10 (13.96) 100m: 53.44 (14.34) 125m: 1:08.36 (14.92) 150m: 1:23.65 (15.29)					

175m: 1:39.30 (15.65) 200m: 1:55.01 (15.71)

19	 Soeren Wells	16  Wharenui Swim Club	0.75	1:55.53 Entry: 1:53.39 +2.14
25m: 12.77 50m: 26.96 (14.19) 75m: 41.77 (14.81) 100m: 56.81 (15.04) 125m: 1:11.49 (14.68) 150m: 1:26.31 (14.82) 175m: 1:41.24 (14.93) 200m: 1:55.53 (14.29)				
19	 Curtis Mellsop	22  Nga Tai Tuatea a Taraika Swimm	0.69	1:55.53 Entry: 1:54.95 +0.58
25m: 12.49 50m: 26.64 (14.15) 75m: 40.97 (14.33) 100m: 55.76 (14.79) 125m: 1:10.68 (14.92) 150m: 1:26.00 (15.32) 175m: 1:41.01 (15.01) 200m: 1:55.53 (14.52)				
21	 William LeRoy (V)	21  Club 37	0.75	1:51.96 Entry: 1:55.23 -3.27
25m: 12.95 50m: 26.96 (14.01) 75m: 40.95 (13.99) 100m: 55.08 (14.13) 125m: 1:09.24 (14.16) 150m: 1:23.44 (14.20) 175m: 1:37.74 (14.30) 200m: 1:51.96 (14.22)				
22	 Joel Verran	19  Wharenui Swim Club	0.71	1:53.50 Entry: 1:55.24 -1.74
25m: 12.39 50m: 25.80 (13.41) 75m: 39.86 (14.06) 100m: 54.03 (14.17) 125m: 1:08.38 (14.35) 150m: 1:23.17 (14.79) 175m: 1:38.33 (15.16) 200m: 1:53.50 (15.17)				
23	 Ryleigh McEwan	16  Mt Maunganui Swimming Club	0.68	1:56.45 Entry: 1:56.56 -0.11
25m: 13.00 50m: 27.22 (14.22) 75m: 41.86 (14.64) 100m: 56.92 (15.06) 125m: 1:11.72 (14.80) 150m: 1:26.64 (14.92) 175m: 1:41.64 (15.00) 200m: 1:56.45 (14.81)				
24	 Finn Kelly (V)	15  Nepean Swim Club NSW	0.75	1:56.63 Entry: 1:56.67 -0.04
25m: 12.83 50m: 27.14 (14.31) 75m: 41.73 (14.59) 100m: 56.74 (15.01) 125m: 1:11.58 (14.84) 150m: 1:26.88 (15.30) 175m: 1:41.90 (15.02) 200m: 1:56.63 (14.73)				
25	 Declan Broadfoot	15  Pirates Swim Team	0.68	1:56.75 Entry: 1:56.74 +0.01
25m: 12.90 50m: 27.15 (14.25) 75m: 41.75 (14.60) 100m: 56.91 (15.16) 125m: 1:11.63 (14.72) 150m: 1:26.49 (14.86) 175m: 1:41.73 (15.24) 200m: 1:56.75 (15.02)				
26	 Everett Williams	14  Matamata Swim Club	0.76	1:57.07 Entry: 1:56.64 +0.43
25m: 12.55 50m: 26.86 (14.31) 75m: 41.54 (14.68) 100m: 56.71 (15.17) 125m: 1:11.61 (14.90) 150m: 1:26.95 (15.34) 175m: 1:42.23 (15.28) 200m: 1:57.07 (14.84)				
27	 Aidan Taylor	16  Howick Pakuranga	0.71	1:57.38 Entry: 1:55.86 +1.52
25m: 12.73 50m: 26.61 (13.88) 75m: 40.99 (14.38) 100m: 55.71 (14.72) 125m: 1:10.67 (14.96) 150m: 1:26.15 (15.48) 175m: 1:41.97 (15.82) 200m: 1:57.38 (15.41)				
28	 Taka Sugiyama	18  Kiwi ASC	0.62	1:57.50 Entry: 1:56.63 +0.87
25m: 12.74 50m: 26.77 (14.03) 75m: 41.32 (14.55) 100m: 56.32 (15.00) 125m: 1:11.35 (15.03) 150m: 1:26.86 (15.51) 175m: 1:42.45 (15.59) 200m: 1:57.50 (15.05)				
29	 Oscar Greenwood	19  Coast Swimming Club	0.67	1:57.66 Entry: 1:55.92 +1.74
25m: 12.65 50m: 26.80 (14.15) 75m: 41.42 (14.62) 100m: 56.54 (15.12) 125m: 1:11.54 (15.00) 150m: 1:27.03 (15.49) 175m: 1:42.60 (15.57) 200m: 1:57.66 (15.06)				
30	 Dominic Barton	14  North Shore Swimming Club	0.68	1:59.98 Entry: 1:56.58 +3.40
25m: 12.82 50m: 27.17 (14.35) 75m: 42.50 (15.33) 100m: 58.00 (15.50) 125m: 1:13.05 (15.05) 150m: 1:28.46 (15.41) 175m: 1:44.18 (15.72) 200m: 1:59.98 (15.80)				